

FAQ



1. What is Athletico Perks at Work?

By leveraging the purchasing power of all employees, save on some of your favorite shopping categories and brands, from travel and electronics to movie tickets and apparel. In addition to receiving discounts, earn rewards points that can be used for future purchases.



2. How do I access Athletico Perks at Work?

1. Visit: <http://perksatwork.com>
2. Login with work email and password
First time users: click “Register for Free**” button and follow the on-screen instructions to set up your account*
3. Start saving!

3. Can my friends and family use it?

Yes! Once you have registered your account, you can invite up to **5 friends and family members** to join the program.

To invite friends and family to the program, click on the invites button in the nav bar.

Nav Bar:



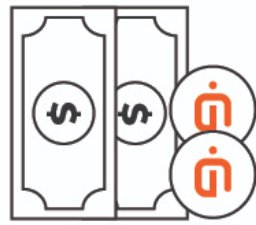
4. What are WOWPoints?

WOWPoints are loyalty points that you can earn and redeem when you shop through **Athletico Perks at Work**. Redeem the WOWPoints you earn from shopping at a wide variety of shops on our platform for whatever it is you love: Travel, Electronics, Apparel, Movies, Gifts and more! Earning 10x WOWPoints is like getting 10% back on your purchase. Plus, if you're a 5 STAR user, you earn WOWPoints when you redeem!



JUST LIKE CASH

100 WOWPoints = \$1



NEVER EXPIRE

No Expiration Date



EARN EVERYTIME


Earn WOWPoints on top of our regular offers



5 STAR

Earn 5,000 WOWPoints in a year to become a 5 STAR user

EARN



Earn 1 WOWPoint per 1 Dollar spent

REDEEM



100 WOWPoints = 1 Dollar

5 STAR PROGRAM



EARN 50% MORE WOWPOINTS

You'll earn 50% more WOWPoints on each purchase. If everyone is earning 4x, you'll earn 6x!



EARN WHEN YOU REDEEM


Earn the base, non-5 STAR rate of WOWPoints on purchases where you redeem WOWPoints!

Visit here to learn more: <https://www.perksatwork.com/store/index/type/wowpoints>

<http://www.perksatwork.com>

5. How do I shop on the site?

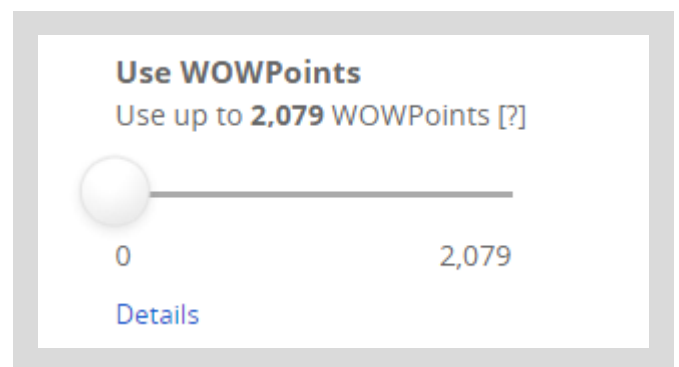
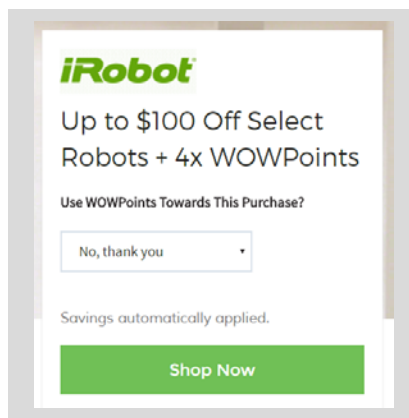
Perks at Work is similar to Amazon’s online marketplace – you can browse through dozens of categories and complete your purchase through the program. The majority of merchants are integrated onto the site through **ONECart**. With these merchants, you can complete your purchase without leaving the site. There are a handful of merchants, however, where you will be re-directed to the their site to continue your shopping experience - discounts and WOWPoints are tracked and automatically applied. Your points will automatically post to your account 5-10 business days after the purchase. For travel, points will post within 21 days upon completion of your travel.



6. How do I use WOWPoints?

On the offer landing page, you will have the option to use your WOWPoints. You can then specify the number of WOWPoints you would like to use.

For ONECart merchants, you will be able to select the number of WOWPoints you would like to use when you start the checkout process. Drag the ticker to specify the amount you would like to use.



Your linked card will then be credited the dollar amount of WOWPoints used for the purchase within 7-10 business days after your purchase.

7. What if I have questions or need to troubleshoot an issue?

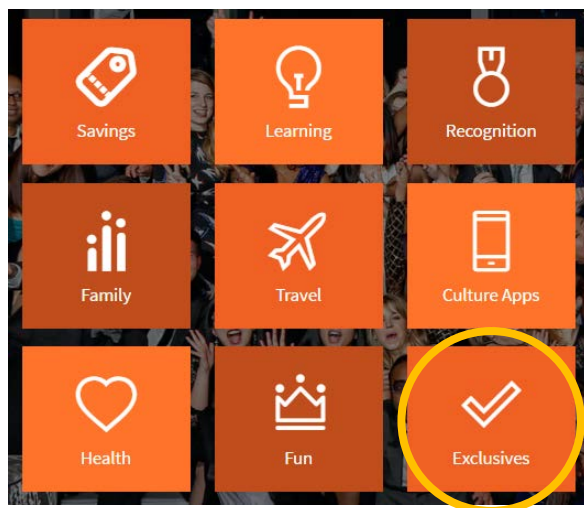
Our customer support team can be reached through the help center on Perks at Work:



Or, feel free to email the support team at support@nextjump.com

8. Where can I find offers exclusive to Athletico Perks at Work?

Click the **Exclusives** tile on the homepage of the site for select corporate discounts offered specifically to employees of Athletico Perks at Work.



9. How do I nominate a merchant?

After logging in, access the exclusives tile and click the “Nominate a Merchant” button. You will be prompted to fill out a form on the merchant. **Please be sure to provide a valid merchant email address**, as the program will contact the merchant via email.

NOMINATE A MERCHANT

Can't find your favourite merchant on this site? Click Nominate a Merchant to recommend a merchant that you would like to shop at. Fill out details about your merchant, so that we can negotiate a great deal for you and your fellow associates.

[NOMINATE A MERCHANT](#)